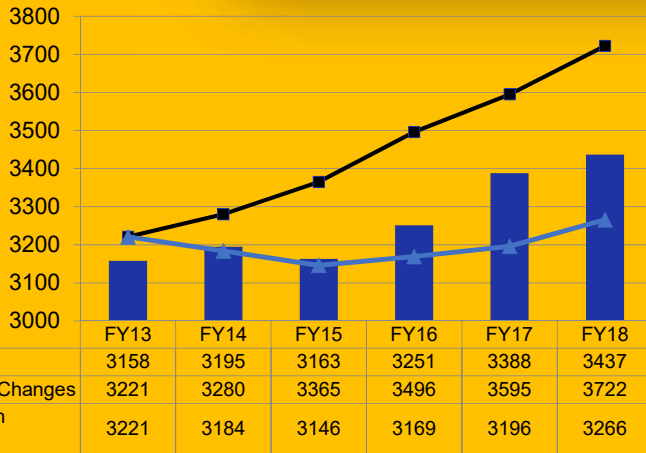


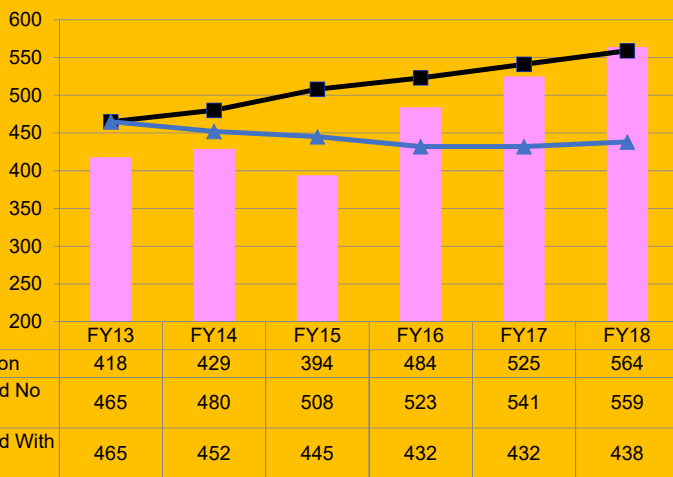


# Inmate Population Fiscal Year 2018



While the male prison population continues to grow, the male population remains below the projected amount when reforms were enacted in the Public Safety Improvement Act of 2013.

For the first time, the female prison population exceeded the projections had the reforms not been enacted.



## Avg. Daily Count

**1.93%**

Percentage growth of male inmate average daily count from FY 17 to FY 18

Percentage growth of female inmate average daily count from FY 17 to FY 18

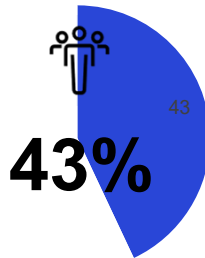
**6.87%**

## Crime Type

### Male



As of June 30, 2018, 48% of male inmates were serving sentences for violent crimes.



### Female



13% of female inmates were serving sentences for violent crimes.

Less than half of all state inmates in South Dakota are serving sentences for violent crimes.

## Inmates by Gender

